

Toll Free 866-830-7342
415-814-2460

www.assisianimalhealth.com
info@assisianimalhealth.com

FREQUENTLY ASKED QUESTIONS – Pet Owners

How does the Assisi Loop® work?

By emitting bursts of microcurrent electricity, the Assisi Loop creates a field which evenly penetrates both soft and hard body tissue around the target area. This electromagnetic field causes a chemical cascade, which activates the Nitric Oxide cycle. Nitric Oxide is a key molecule in healing for humans and animals. The compound is released when we exercise, and when we are injured, for the body to naturally repair itself.

The Loop increases Nitric Oxide production to help speed healing of soft and hard tissues--that includes skin, tendons, ligaments, bones and organs. The specific ratio of frequency to burst width used by the Loop has been found to be the most effective at delivering the amount of current that is similar to what is already used by the body. More is not always better, and too much Nitric Oxide production can actually slow healing. When choosing a PEMF device, it is good to know that more power is not correlated with faster healing.

In general, tPEMF™ can be used to speed healing, reduce inflammation, and lower pain levels. For any kind of orthopedic injury or surgery, the Loop is a great tool to use in the recovery stage. The field penetrates fur, bandages, and casts to reach all the tissue in the target area.

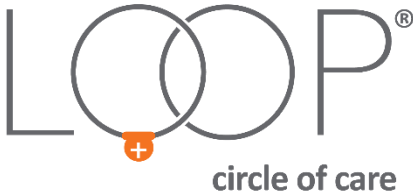
Will my pet feel anything?

The Assisi Loop can markedly increase blood flow and tissue oxygenation, which improves the overall tissue health and reduces pain associated with lack of sufficient oxygen. We often hear reports from pet owners that their animal relaxes as soon as they start their treatments with the Loop. With the many healing benefits that the Loop offers, this is not surprising.

Some animals will notice the increased blood flow because with increased circulation there is often a warming or tingling sensation. This is subtle, however, and many animals won't notice at all. There have been some reports of twitching as a physical reaction to the tPEMF therapy. This is very rare and is most likely to occur with animals that have had some type of long-term degenerative or chronic condition. Their condition may have resulted in extreme ischemia--a decrease in the blood supply to a bodily organ, tissue, or part caused by constriction or obstruction of the blood vessels. If the area is ischemic, then the introduction of increased blood flow may cause a reaction in the body such as feeling of warmth, tingling and, in extreme cases, twitching.

Assisi Animal Health manufactures and distributes the Assisi Loop, an FDA cleared NPAID—Non-Pharmaceutical Anti-Inflammatory Device. The Loop is a first-line and adjunct therapy for managing persistent pain and inflammatory conditions.

ASSISI



Toll Free 866-830-7342
415-814-2460

www.assisianimalhealth.com
info@assisianimalhealth.com

FREQUENTLY ASKED QUESTIONS – Pet Owners

As such, we generally recommend that you reduce the treatment duration to 5 minutes rather than 15. Continue at the reduced duration until the twitching is gone and the area has assimilated to the increased perfusion of blood.

How do I use the Loop?

As a part of your animal's Circle of Care, your veterinary professional has access to our Clinical Use Guide with over 40 treatment protocols for almost 300 canine and feline diagnoses and clinical applications. Please ask them for specific treatment recommendations before treating your animal.

In general, we recommend that you start with a loading dose of 2 to 4 15-minute treatments per day for acute and chronic or degenerative conditions.

For acute conditions (such as post-surgical treatment or recovery from a trauma), we recommend that you continue 2 to 4 treatments per day for the first week or so and then taper off for the next 7 to 10 days or until the condition is fully healed.

For chronic or degenerative conditions, we recommend that you continue with 2 to 4 treatments per day for 2 to 4 weeks and monitor the animal until you see improved mobility and less pain response. Again, you can taper down to 1 or 2 treatments per day or even 1-3 treatments per week. Ultimately, you want to consider that the Assisi Loop is catalyzing the anti-inflammatory cascade as well as accelerating the body's own healing properties. We rely on veterinarians to assess the animal and to work with the pet owner on the best treatment protocols for each case.

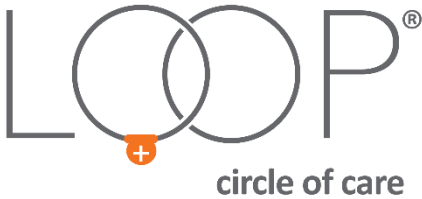
How soon will I see results?

For acute inflammation, you should see noticeable relief after the first or second treatment. With chronic or degenerative issues, you may not see notable results for 2 to 4 weeks. You'll want to continue the treatments as recommended for continued long-term healing.

What type of Loop should I purchase for my pet?

We offer 2 models of the Loop in 2 sizes. The Assisi Loop 2.0 Manual is the model most pet owners prefer. This portable device is easy to use. The Assisi Loop 2.0 Manual is an effective at-home treatment for a variety of conditions and it is available in 2 sizes: 20 cm (7.5 inches) and 10 cm (4 inches). The smaller Loop is designed for easier application when treating extremities, small

ASSISI



Toll Free 866-830-7342
415-814-2460

www.assisianimalhealth.com
info@assisianimalhealth.com

FREQUENTLY ASKED QUESTIONS – Pet Owners

animals, and/or conditions that are small or focused in an area less than 4 inches in diameter. We recommend that you use the Assisi Loop for 15 minutes at a time. As such, the Assisi Loop 2.0 Manual shuts itself off after 15 minutes. You won't need to set a timer and you won't have to remember to turn the device off after the treatment is completed. The Assisi Loop 2.0 Manual offers a minimum of 150 15-minute treatments.

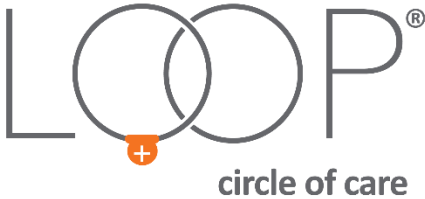
The Assisi Loop 2.0 Auto-Cycle is designed to treat acute conditions such as post-surgical healing and post-traumatic wound care. The Auto-Cycle is pre-programmed to treat these conditions continuously over a period of several days or more (up to 2-3 weeks). The field penetrates through casts and wound dressings. As such, if you have an animal with an acute condition, you can affix the Loop with vet wrap, integrate it with the wound dressing, or attach it to clothing/blankets that the animal may be wearing. The automatic program will treat for 15 minutes every two hours (which is the optimum treatment protocol for acute conditions such as post-surgical and post-traumatic wound healing). After the first 15-minute treatment, the Loop will go to "sleep" for 1 hour and 45 minutes. It will cycle through this treatment protocol until it has been turned off manually. The Assisi Loop 2.0 Auto-Cycle is also available in 2 sizes and offers a minimum of 100 15-minute treatments.

How do I get the Loop?

There are two ways to acquire the Assisi Loop: 1) purchase from a licensed veterinary professional (DVM/VMD, Animal Chiropractor, Animal Physical Therapist) or 2) purchase direct from Assisi Animal Health with a prescription from your veterinarian.

Why do I need to talk to a veterinarian to get the Loop?

Assisi's relationship with veterinary professionals is paramount to your pet's health. Veterinarians are able to determine the severity of an issue and are generally able to pinpoint the specific area in the animal's body that needs treatment. Veterinarians work with clients and their pets directly and advise them on the most effective treatment plans. Often the Assisi Loop is a part of an integrated multi-modal treatment plan. Pet owners benefit from visiting their vets on a regular basis, getting assessments on their pet's progress and up-to-date advice on continued treatment with the Loop. Pet owners have the advantage of monitoring their animals at home and determining with their vet the best course for long-term treatment.



FREQUENTLY ASKED QUESTIONS – Pet Owners

How much does the Loop cost?

If you purchase the Assisi Loop, of any model or size, direct from Assisi Animal Health (with a prescription from your vet), the cost is \$299 including shipping and handling.

How long will the Loop last?

The Assisi Loop 2.0 Manual offers a minimum of 150 15-minute treatments. The Assisi Loop 2.0 Auto-Cycle offers a minimum of 100 15-minute treatments.

The life of the Loop depends on the battery. You're likely to get more than the minimum number of treatments noted above if you allow the Loop to recharge for 2 hours after every 15-minute treatment. At this time, there is no way to recharge or replace the battery. One Assisi Loop can last anywhere from 3 weeks to 6 months, depending on the condition being treated and the number of treatments required per day.

Why can't the battery be recharged or replaced?

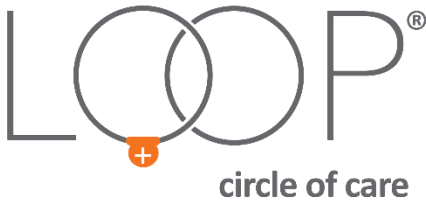
There is a medical and a regulatory basis for the Loop's sealed case. As a condition for clearing the Loop as a medical device, the FDA required that it be able to deliver its patented, therapeutic waveform consistently over its entire design life of 150 treatments. Sealing all of its operating components inside the case—the applicator connections to the circuit board, signal generator, microprocessor, power supply and the battery—provided the FDA with the required assurance of signal integrity. Breaking the case seal for any reason renders the device non-compliant with the conditions of its 510(k) clearance.

How do I dispose of the Loop?

When your Assisi Loop reaches the end of its battery life, please take it to any electronics recycling facility that will accept lithium batteries. To locate these facilities, visit www.earth911.com to search for lithium battery recycling centers near your zip code.

Will my pet insurance cover the cost of the Loop?

Most pet owner insurance will cover prescribed treatments. We recommend that you contact your insurance company for more information.



FREQUENTLY ASKED QUESTIONS – Pet Owners

Can the Loop be used around metal?

The Loop's signal may be distracted or weakened if you are using it near metal, such as in a metal kennel, as part of a metal brace, or on a bed with metallic coils. Therefore, we advise that you make sure there is a distance of 4-5 inches from the Loop to the metal so that you'll get the best possible treatment. When treating inside or over a metal surface, you may choose to place a bolster and/or a thick pad over the surface to allow for this distance.

Can the Loop be used over metal implants in my pet?

Yes. There are no magnetic induction effects from the Loop's signal on veterinary surgical implants, which are made of non-magnetic materials, and the size of veterinary implants are not sufficient to significantly distract, weaken or otherwise adversely affect the therapeutic effect of the Loop's signal.

Can the Loop be used on a pet with a pacemaker or other implanted medical electronic devices?

The FDA recommends against using the human version of the Loop over tissue known to contain implanted electrical leads, such as pacemakers. As such, we recommend against applying the Loop to animals who have pacemakers.

If you are a pet owner with a pacemaker or other implanted medical device, when holding and treating your animal with the Loop, you should position the Loop *BELOW YOUR WAIST (if you have a pacemaker), or at least six inches away from the implanted device.*